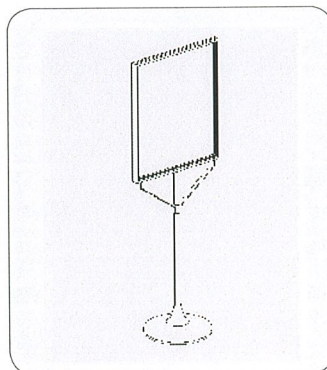
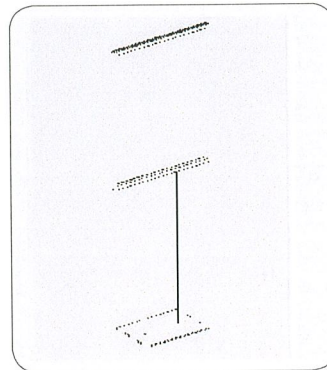
**#99-LOB-207**

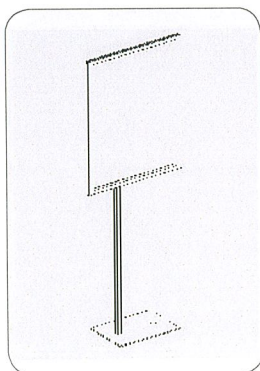
28" x 22" Sandwich board display unit

**#2200N**

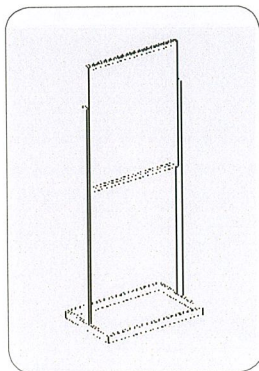
28" x 22" sign stands with 15" trumpet base. 67" high. Available in black & chrome finish.

**#2201**

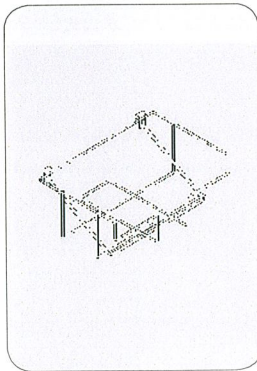
28" x 22" sign stands with two 31" round uprights and 10" x 14" base. 59" high. Chrome finish.

**#2202**

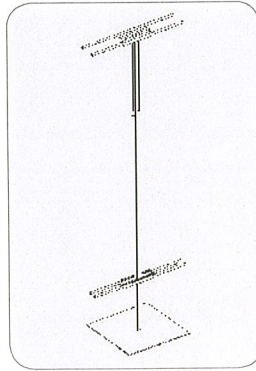
22" x 14" sign stands with two 7/8" square uprights and 12" x 15" extra heavy weighted base. 54" high. Chrome finish.

**#2205**

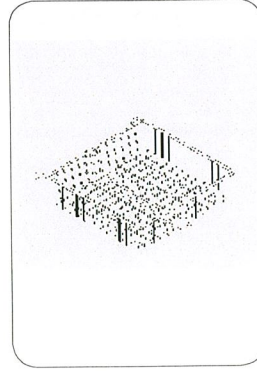
28" x 22" sign holder with 1/2" x 1 1/2" rectangular tubing structure and 15" x 24" base. 56" high. Chrome finish.

**#2231**

Literature basket of 1/4" wire. 13 1/2" x 9" x 4 1/2". Available in chrome and epoxy black finish.

**#2233**

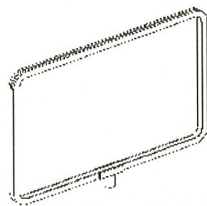
Floor standing banner display. Upright of 1" square tubing with 16" square flat base. Height adjustable from 54" to 96". Accepts notched or pocket style banners 48" to 84" high, 24" wide. Available in black, chrome and white.

**#2240**

13 1/2" L x 13" D x 4" H literature basket for #2200N. Available in black and chrome finish.

#2203

28" x 22" sign stands with two 7/8" square uprights and 12" x 15" extra heavy weighted base. 60" high. Chrome finish.

**#2206**

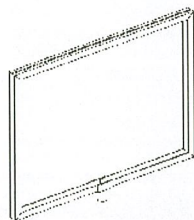
5 1/2"H x 7"W card frame. Fitting accepts 1/4" or 3/8" stem. Chrome finish.

#2207

7"H x 11"W card frame. Fitting accepts 1/4" or 3/8" stem. Chrome finish.

#2208

11"H x 14"W card frame. Fitting accepts 1/4" or 3/8" stem. Chrome finish.

**#2209**

5 1/2"H x 7"W card frame. Fitting accepts 1/4" or 3/8" stem. Chrome finish.

#2210

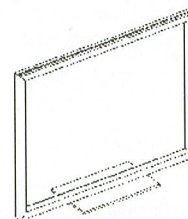
7"H x 11"W card frame. Fitting accepts 1/4" or 3/8" stem. Chrome finish.

#2211

11"H x 14"W card frame. Fitting accepts 1/4" or 3/8" stem. Chrome finish.

#2236

8 1/2"H x 11"W card frame. Fitting accepts 1/4" or 3/8" stem. Chrome finish.

**#2212**

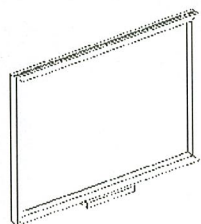
5 1/2"H x 7"W card frame with 3" x 5" felt base. Chrome finish.

#2213

7"H x 11"W card frame with 3" x 5" felt base. Chrome finish.

#2214

11"H x 14"W card frame with 4" x 7" felt base. Chrome finish.

**#2215**

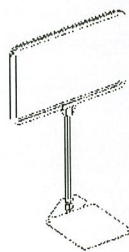
5 1/2"H x 7"W card frame with bottom magnet. Chrome finish.

#2216

7"H x 11"W card frame with bottom magnet. Chrome finish.

#2217

11"H x 14"W card frame with bottom magnet. Chrome finish.

**#2218**

5 1/2"H x 7"W card frame with 10" non-adjustable stem and shovel base. Chrome finish.

#2219

7"H x 11"W card frame with 10" non-adjustable stem and shovel base. Chrome finish.

#2220

11"H x 14"W card frame with 10" non-adjustable stem and shovel base. Chrome finish.

#2221


5 1/2"H x 7"W card frame with stem adjustable from 14" to 22" and shovel base. Chrome finish.

#2222

7"H x 11"W card frame with stem adjustable from 14" to 22" and shovel base. Chrome finish.

#2223

11"H x 14"W card frame with stem adjustable from 14" to 22" and shovel base. Chrome finish.

**#2224**

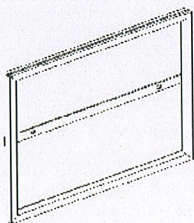

5 1/2"H x 7"W card frame with 4" stems and 3 1/2" x 5" felt bottom base. Chrome finish.

#2225

7"H x 11"W card frame with 4" stems and 3 1/2" x 5" felt bottom base. Chrome finish.

#2226

11"H x 14"W card frame with 4" stems and 4" x 7" felt bottom base. Chrome finish.

**#2228**

5 1/2"H x 7"W card frame with wall mount attachment. Chrome finish.

#2229

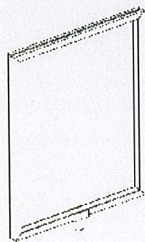
7"H x 11"W card frame with wall mount attachment. Chrome finish.

#2230

11"H x 14"W card frame with wall mount attachment. Chrome finish.

#2232

22"H x 28"W card frame with wall mount attachment. Chrome finish.

**#2227**

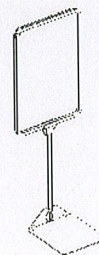
14"H x 11"W card frame. Fitting accepts 1/4" or 3/8" stem. Chrome finish.

#2237


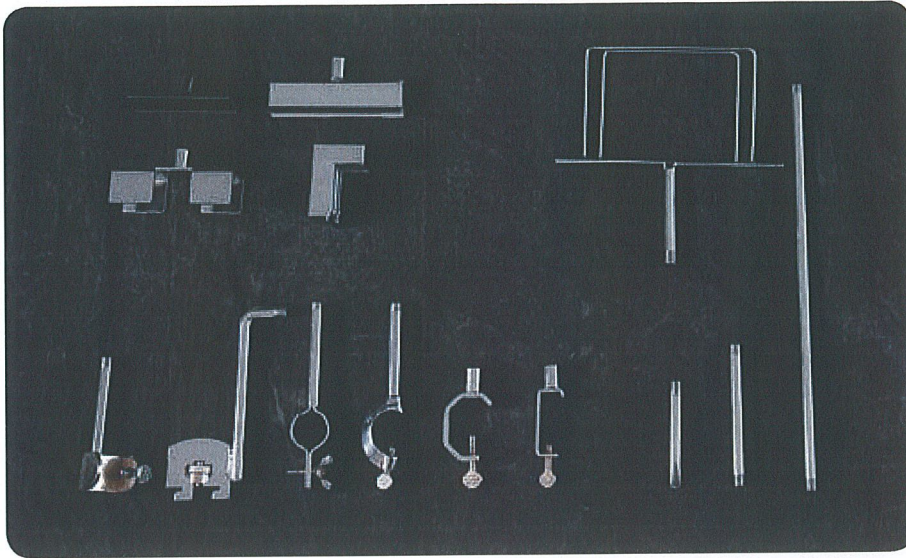
11"H x 8 1/2"W card frame. Fitting accepts 1/4" or 3/8" stem. Chrome finish.

#2238

11"H x 7"W card frame. Fitting accepts 1/4" or 3/8" stem. Chrome finish.

**#2241**

11"H x 7"W card frame with 10" non-adjustable stem and shovel base.

**#2300 - 3**

3"L stems with threaded ends. 3/8" - 27.
Chrome finish.

#2300 - 4

4"L stems with threaded ends. 3/8" - 27.
Chrome finish.

#2300 - 12

12"L stems with threaded ends. 3/8" - 27.
Chrome finish.

#2300 - 14

14"L stems with threaded ends. 3/8" - 27.
Chrome finish.

#2300 - 18

18"L stems with threaded ends. 3/8" - 27.
Chrome finish.

#2300 - 25

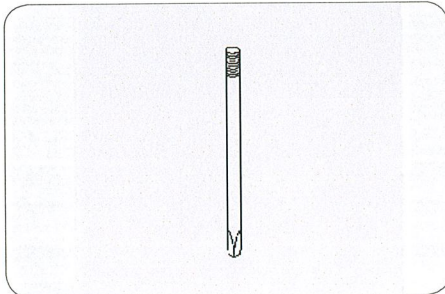
25"L stems with threaded ends. 3/8" - 27.
Chrome finish.

#2301 - 6

6"L stems with threaded ends. 3/8" - 27.
Chrome finish.

#2302 - 10

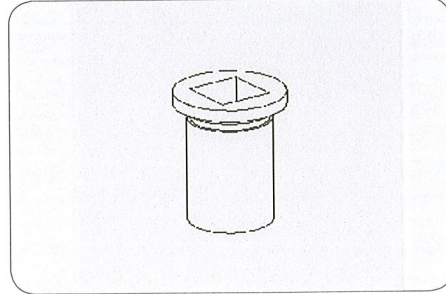
10"L stems with threaded ends. 3/8" - 27.
Chrome finish.

**#2303**

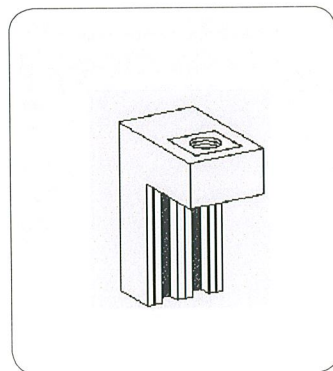
3"L stems with wedged ends. 3/8" - 27.
Chrome finish.

#2304

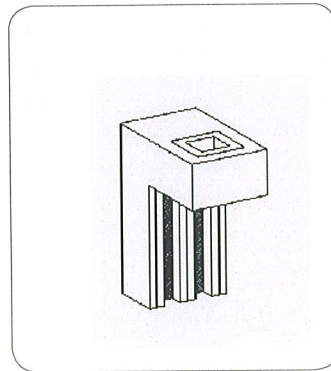
6"L stems with wedged ends. 3/8" - 27.
Chrome finish.

**#2305**

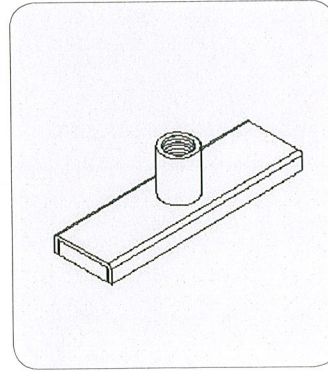
Wedged cup fitting holds 3/8" wedged stems.
Cup fits into 9/16" hole. Chrome finish.

**#2306**

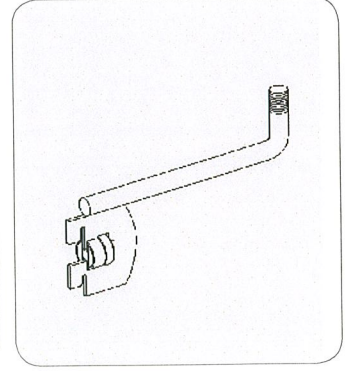
Threaded magnetic holder for 3/8" stems. Chrome finish.

**#2307**

Wedged magnetic holder for 3/8" stems. Chrome finish.

**#2308**

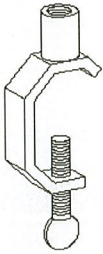
Magnetic holder. 3" long with 1/4" & 3/8" fitting. Chrome finish.

**#2309**

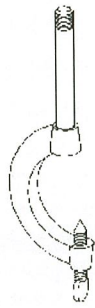
Card frame attachment for 1/2" slot, 1" OC. 5" long for 3/8" threading. Chrome finish.

#2310

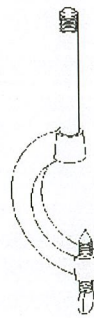
Card frame attachment for 1/2" slot, 1" OC. 12" long for 3/8" threading. Chrome finish.

**#2311**

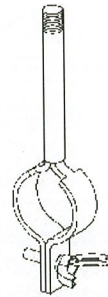
All purpose clamp for round, square and rectangular tubing with 1/4" & 3/8" fitting. Chrome finish.

**#2312**

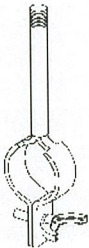
"C" clamp with 2" stem for 3/8" threading. Fits 1" & 1 1/16" diameter tubing. Chrome finish.

**#2313**

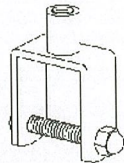
"C" clamp with 3" stem for 3/8" threading. Fits 1 1/4" & 1 5/16" diameter tubing. Chrome finish.

**#2314**

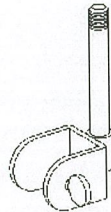
"O" clamp with 3" stem for 3/8" threading. Fits 1" & 1 1/16" diameter tubing. Chrome finish.

**#2315**

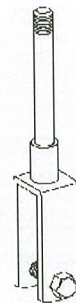
"O" clamp with 3" stem for 3/8" threading. Fits 1 1/4" & 1 5/16" diameter tubing. Chrome finish.

**#2318**

Square tubing clamp with no stem. Fits 1" square tubing with 3/8" fitting. Chrome finish.

**#2319**

Square tubing clamp with 3" stem for 3/8" threading. Fits 3/4" - 7/8" square tubing. Chrome finish.

**#2320**

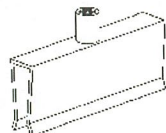
Rectangular tubing clamp with 2" stem for 3/8" threading. Fits 1/2" x 1 1/2" rectangular tubing. Chrome finish.

**#2321**

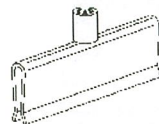
Rectangular tubing clamp. Fits 1/2" x 1 1/2" rectangular tubing with 1/4" & 3/8" fitting. Chrome finish.

**#2322**

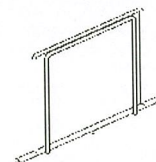
Spring clamp. Fits 1" square tubing with 1/4" & 3/8" fitting. Chrome finish.

**#2323**

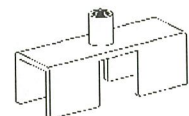
Spring clamp. Fits 1/2" x 1 1/2" rectangular tubing with 1/4" & 3/8" fitting. Chrome finish.

**#2324**

Spring clamp. Fits 1" x 3/16" crossbar with 1/4" & 3/8" fitting. Chrome finish.

**#2325**

Sign holder made of 1/8" wire. 3" stem with 3/8" threaded end. Chrome finish.

**#2326**

Sign adapter. Fits to #0700 & #0701 rack or 1" square tubing with 1/4" & 3/8" fitting. Chrome finish.